


# THE ANT, THE PLANT, AND THE CATERPILLAR

Decorate a room with these bunting flags that tell the story of the life-cycle of the Eltham Copper Butterfly.



**FLAG 1.**


Print and cut out bunting flags, fold flap over desired length of string and stick down with tape.

Continue with each flag until set is complete.

TIP: Print two sets for greater length and visual display.

# THE ANT, THE PLANT, AND THE CATERPILLAR

Decorate a room with these bunting flags that tell the story of the life-cycle of the Eltham Copper Butterfly.



**FLAG 2.**

Print and cut out bunting flags, fold flap over desired length of string and stick down with tape.

Continue with each flag until set is complete.

TIP: Print two sets for greater length and visual display.



# THE ANT, THE PLANT, AND THE CATERPILLAR

Decorate a room with these bunting flags that tell the story of the life-cycle of the Eltham Copper Butterfly.



**FLAG 3.**


Print and cut out bunting flags, fold flap over desired length of string and stick down with tape.

Continue with each flag until set is complete.

TIP: Print two sets for greater length and visual display.

# THE ANT, THE PLANT, AND THE CATERPILLAR

Decorate a room with these bunting flags that tell the story of the life-cycle of the Eltham Copper Butterfly.



**FLAG 4.**

Print and cut out bunting flags, fold flap over desired length of string and stick down with tape.


Continue with each flag until set is complete.

TIP: Print two sets for greater length and visual display.



# THE ANT, THE PLANT, AND THE CATERPILLAR

Decorate a room with these bunting flags that tell the story of the life-cycle of the Eltham Copper Butterfly.



**FLAG 5.**

Print and cut out bunting flags, fold flap over desired length of string and stick down with tape.

Continue with each flag until set is complete.

TIP: Print two sets for greater length and visual display.

# THE ANT, THE PLANT, AND THE CATERPILLAR

Decorate a room with these bunting flags that tell the story of the life-cycle of the Eltham Copper Butterfly.



**DECORATIVE  
ENDS**

Print and cut out bunting flags, fold flap over desired length of string and stick down with tape.  
Continue with each flag until set is complete.

TIP: Print two sets for greater length and visual display.

# THE ANT, THE PLANT, AND THE CATERPILLAR

Decorate a room with these bunting flags that tell the story of the life-cycle of the Eltham Copper Butterfly.



**DECORATIVE  
ENDS**

Print and cut out bunting flags, fold flap over desired length of string and stick down with tape.  
Continue with each flag until set is complete.

TIP: Print two sets for greater length and visual display.